




4th Grade April 20 - 24	MONDAY	TUESDAY	WEDNESDAY	THURSDAY	FRIDAY
<p>Social/Emotional Learning</p> <p>LEARNING FOCUS: <i>I can practice mindful breathing and use positive self-talk.</i></p> <p>Estimated Daily Time: 10 Minutes</p>	<p>Are you looking for a way to focus and practice mindfulness at home? Watch and listen to Bulldog as he finds his “quiet” and find yours, too! Bulldog Finds His Quiet</p> <p>REFLECTION:</p> <p>In a journal entry write or draw a picture of how your mind feels and how your body feels after completing the mindful breathing exercise.</p>	<p>Hear from a student named Hailey Hultberg, presenting on the importance of positive self talk: TedxYouth: Positive Self Talk</p> <p>REFLECTION:</p> <p>In a journal entry list or draw a picture of 3 things you like about yourself.</p>	<p>Seesaw Activity: Mindful Moment: Floating Upon Waves of Breath</p> <p>REFLECTION & INVITATION TO SHARE:</p> <p>In your journal and/or in a post on SeeSaw express your experience through words, drawing, dance or any other creative way.</p>	<p>Enjoy a read aloud of the book titled “The Reflection of Me” by Marc Colagiovanni Read Aloud of "The Reflection of Me"</p> <p>REFLECTION:</p> <p>In a journal entry list or draw a picture of 3 things you like about yourself.</p>	<p>Seesaw Activity: Mindful Moment: Tapping Turtles</p> <p>REFLECTION & INVITATION TO SHARE:</p> <p>In your journal and/or in a post on SeeSaw express your experience through words, drawing, dance or any other creative way.</p>
<p>Reading</p> <p>LEARNING FOCUS:</p> <p>RL.5.1: Quote accurately from a text when explaining what the text says explicitly and when drawing inferences from the text.</p> <p>SUCCESS CRITERIA: Rubric: Self-Assessment</p> <p>Estimated time: 20-30 minutes</p>	<p>TEXT:: The Van Gogh Cafe</p> <p>Read part 1 of The Van Gogh Cafe</p> <p>Use the Van Gogh Cafe Reading Journal AND the Stop and Question page to respond to what you have read:</p> <p>The Van Gogh Cafe Reading Journal</p> <p>Stop and Question Day 1</p> <p>Directions: Begin by creating a COPY of the reading journal and adding that to your own Google Drive. Rename the document with your first name before Van Gogh Cafe Reading Journal.</p>	<p>TEXT:: The Van Gogh Cafe</p> <p>Read part 2 of The Van Gogh Cafe</p> <p>Use the Van Gogh Cafe Reading Journal AND the Stop and Question page to respond to what you have read:</p> <p>The Van Gogh Cafe Reading Journal</p> <p>Stop and Question Day 2</p> <p>Directions: When writing your summary of what happened in the journal, make sure to use complete sentences!</p>	<p>TEXT:: The Van Gogh Cafe</p> <p>Read part 3 of The Van Gogh Cafe</p> <p>Use the Van Gogh Cafe Reading Journal to respond to what you have read:</p> <p>The Van Gogh Cafe Reading Journal</p> <p>Directions: The new title to the book should capture a reader’s attention and make them want to buy/read the book.</p>	<p>TEXT:: The Van Gogh Cafe</p> <p>Read part 4 of The Van Gogh Cafe</p> <p>Use the Van Gogh Cafe Reading Journal to respond to what you have read:</p> <p>The Van Gogh Cafe Reading Journal</p> <p>Directions: Continue your work on the reading journal—if you’ve missed and days you should try to catch-up today.</p>	<p>TEXT:: The Van Gogh Cafe</p> <p>Read part 5 of The Van Gogh Cafe</p> <p>Use the Van Gogh Cafe Reading Journal to respond to what you have read:</p> <p>The Van Gogh Cafe Reading Journal</p> <p>Directions: Make sure to share your finished Reading Journal with Mr. Baxter when you have finished all the pages.</p>

<p>Optional Reading Extension Activities:</p> <p>Estimated time: 15 minutes</p>	<p>Optional</p> <p>Learn a little about the state of Kansas where our story takes place.</p> <p>National Geographic Kids: Kansas</p>	<p>Optional</p> <p>(Offer Learn about the author of this book--Cynthia Rylant by exploring her Weebly web page.</p> <p>Cynthia Rylant's Weebly Page</p>	<p>Optional</p> <p>Now that you have created a new title for the book maybe you should create a new cover? <u>Draw a new cover for The Van Gogh Cafe and share an image through Google Docs or Slides</u></p>	<p>Optional</p> <p>Create a trailer for a movie version of this book. It would be a good idea to use iMovie and select the TRAILER option.</p>	<p>Optional</p> <p>Listen to an interview with Cynthia Rylant on NPR. This 6 minute audio presentation is about the poetry of storytelling.</p> <p>NPR Interview</p>
<p>Writing</p> <p>LEARNING FOCUS:</p> <p><i>I can write an opinion piece on a topic or text, supporting a point of view with reasons and information.</i></p> <p><i>I can develop and strengthen writing as needed by planning, revising, and editing.</i></p> <p>LANGUAGE FOCUS:</p> <p>Word and Phrase Examples Transitional Word Bank</p> <p>SUCCESS CRITERIA:</p> <p>Thoughts about my Persuasive Essay</p> <p>Estimated Daily Time: 20-30 minutes</p>	<p>Writing Activity:</p> <ol style="list-style-type: none"> 1. Complete your opinion essay rough draft from last week OR begin a new opinion/persuasive essay. <p><i>If you have finished your rough draft:</i></p> <ol style="list-style-type: none"> 2. Re-read your essay out loud slowly 3. Reflect on your essay and complete Thoughts about my Persuasive Essay <p>You might see that your draft can be improved! Watch the video below to help guide you in making a draft you are proud of!</p> <p>How to revise your draft</p>	<p>Writing Activity:</p> <ol style="list-style-type: none"> 1. Re-read your essay out loud slowly 2. Reflect on your essay and complete Thoughts about my Persuasive Essay <p>You might see that your draft can be improved! Watch the video below to help guide you in making a draft you are proud of!</p> <p>How to improve your reasons and details!</p>	<p>Writing Activity:</p> <ol style="list-style-type: none"> 1. Re-read your essay out loud slowly 2. Reflect on your essay and complete Thoughts about my Persuasive Essay <p>You might see that your draft can be improved! Watch the video below to help guide you in making a draft you are proud of!</p> <p>How to improve your ending!</p>	<p>Read and/or listen:</p> <p>No Indentation (Read Aloud)</p> <p>Seesaw Activity:</p> <p>In the essay, Indentation SeeSaw Activity, write a line where it makes sense to separate the writing into paragraphs. Can you find the end of the introduction, body paragraph(s), and conclusion?</p>	<p>Learning Activity:</p> <p>Work on adding more specific details that support your opinion--can you find evidence from "experts" to back you up? Is there data that would make your argument stronger?</p> <p><i>Questions to think about:</i> Friday Writing Questions</p> <p>Final copy of opinion writing due. If you have created a second opinion writing--please share that with Mr. Baxter too</p>
<p>Optional Writing Extension Activities:</p>	<p>WRITING EXTENSION Optional</p> <p>Watch this song on opinion writing!</p>	<p>WRITING EXTENSION Optional</p> <p>April is "National Humor Month" Write some jokes and share them with your</p>	<p>WRITING EXTENSION Optional</p> <p>Today is Earth Day! Answer the prompt below</p>	<p>WRITING EXTENSION Optional</p> <p>You have been given a special power to trade places with a famous person</p>	<p>WRITING EXTENSION Optional</p> <p>Write and give a kind note to a friend or family member using the following prompt.</p>

	<p>Flocabulary Opinion Writing Rap</p>	<p>friends and family!</p> <p>Why are leopards bad at hide and seek?</p> <p>They are always spotted!</p>	<p>and create an Earth Day Poster to go with your pledge.</p> <p>Today, I will _____ for the Earth.</p> 	<p>or character for one day. Whom would you trade places with? Why? Include a topic sentence and details to explain your answer.</p>	<p>Fill in the blanks with your own imagery, language and feelings.</p> <p>"Your smile is like _____ (fill in with something bright). It lights up _____ (fill in a space). Your smile makes me _____ (fill in how it makes you feel).</p> <p>Ex. Your smile is like bursting beams of sunshine. It lights up the whole sky. Your smile makes me feel pure joy!</p> <p>*Inspired by: CharacterStrong</p>
<p>Word Work</p> <p>LEARNING FOCUS:</p> <p><i>I know and apply phonics and word analysis skills in decoding words, and I use the conventions of standard English grammar and usage when writing or speaking</i></p> <p>Estimated Daily Time: 10 minutes</p>	<p>ACTIVITIES: Watch this lesson on Seesaw: Homophone Practice</p> <p>Wordly Wise Read chapter 16 words and definitions and complete 16A</p>	<p>Wordly Wise Read chapter 16 words and definitions and complete 16B</p> <p>Khan Academy Work on your grammar assignments for 10 minutes</p>	<p>Wordly Wise Read chapter 16 words and definitions and complete 16C</p> <p>Khan Academy Work on your grammar assignments for 10 minutes</p>	<p>Wordly Wise Read chapter 16 words and definitions and complete 16D</p> <p>Khan Academy Work on your grammar assignments for 10 minutes</p>	<p>LESSON: Watch this lesson on Seesaw: Inflectional Endings ~ed, ~ing</p> <p>Inflectional Endings Worksheet</p> <p>Wordly Wise Read chapter 16E story</p>
<p>Math</p> <p>LEARNING FOCUS:</p> <p>5.NBT.7 <i>I can multiply and divide decimals. I can use models, drawings, or other strategies to explain my reasoning.</i></p> <p><i>I can solve word problems involving decimal amounts,</i></p>	<p>LESSON: Watch this BrainPop to help you with solving word problems that involve multiplying decimals. You can also review this BrainPop to help with solving word problems.</p> <p>When you are finished, practice what you learned by</p>	<p>LESSON: Watch this video and use the CUBES Poster to help you with solving word problems that involve multiplying decimals.</p> <p>Please use a separate piece of paper to practice solving word problems.</p> <p>Remember, the focus here</p>	<p>LESSON: Watch this BrainPop to help you with solving word problems that involve dividing decimals</p> <p>When you are finished, please practice what you learned by using a separate piece of paper to complete these problems.</p>	<p>LESSON: Use the CUBES Poster to help you with solving word problems that involve dividing decimals.</p> <p>Please use a separate piece of paper to practice solving word problems.</p> <p>Remember, the focus here is on understanding how to</p>	<p>LESSON: Watch these videos about multiplying and dividing decimals to review for the mini-quiz.</p>

<p><i>including money, distance, and weight problems.</i></p> <p>Estimated time: 20-30 minutes</p>	<p>using a separate piece of paper to complete these problems.</p> <p>Multiplying Decimals Worksheet*</p> <p>(Link to answers - check work)</p> <p>Note--the answer to question #6 is actually 13.797</p>	<p>is on understanding how to solve word problems so please read carefully and use the poster as a guide to help you when solving word problems. (Think:Cubes)</p> <p>Multiplying Decimals Word Problems*</p> <p>(Link to answers - check work)</p> <p>Daily Dose 413 (found on our Homework web page)</p>	<p>Dividing Decimals Worksheet*</p> <p>(Link to answers - check work)</p> <p>Daily Dose 415 (found on our Homework web page)</p>	<p>solve word problems so please read carefully and use the poster as a guide to help you when solving word problems. (Think:Cubes)</p> <p>Dividing Decimal Word Problems*</p> <p>(Link to answers - check work)</p> <p>Daily Dose 417 (found on our Homework web page)</p>	 <p>Complete this Mini-quiz. You may either print it off from this PDF or open this copy in Google Docs*</p> <p>Share the completed Google Docs quiz with you teacher using the SHARE button</p> <p>Complete this Freckle quiz on decimals</p> <p>Use class code: avsdp9</p>
<p>Optional Math Extension Activities:</p> <p>6.NS.B.3 <i>I can add, subtract, multiply, and divide multi-digit decimals using the standard algorithm.</i> <i>I can solve word problems involving decimal amounts.</i></p> <p>Estimated time: 15 minutes</p>	<p>Optional View this Farmer's Market Menu</p> <p>*Complete this worksheet about the cost of buying things at the Farmer's Market</p>	<p>Optional Enrichment Worksheet</p> <p>Work on a separate piece of paper. Please take a photograph of your work and upload to Seesaw</p>	<p>Optional Here is the answer key for yesterday's enrichment worksheet.</p> <p>Check your work.</p> <p>Take a sheet of paper and draw a smiley face if it went well, a neutral face if you made some mistakes but you know where you went wrong, and a sad face if you are feeling lost. Post your drawing to Seesaw.</p>	<p>Optional CHALLENGE PROBLEM!</p> <p>Read this challenge problem about buying Pez Dispensers and Candy and try to answer it on a separate sheet of paper. Try it first on your own, but click this Hint if you need one.</p> <p>Check your answer with this Pez Challenge Question Key</p> 	<p>Optional</p>
<p>Science/ Social Studies</p> <p>LEARNING FOCUS:</p> <p>Estimated Daily Time: 10-15 Minutes</p>	<p>Social Studies Primary and Secondary Sources</p> <p>Learning Focus: I can identify primary and secondary sources.</p>	<p>Science Waves--Lesson 1 <i>What Are Some Examples of Waves</i></p> <p>Learning Focus: I can describe how waves</p>	<p>Social Studies Westward Expansion</p> <p>Learning Focus: Important supplies for moving westward</p>	<p>Science Waves--Lesson 1 <i>What Are Some Examples of Waves</i></p> <p>Learning Focus: I can describe how waves</p>	<p>Social Studies Westward Expansion</p> <p>Learning Focus: Mapping the journey</p>

<p>BrainPop and PebbleGo Login information:</p> <p>The usernames and passwords are the same. Type your school's initials followed by your school's animal mascot. There are no spaces and all letters are lowercase.</p> <p>Example: (ipeagles, ipeagles)</p>	<p>Essential Question: What are primary and secondary sources?</p> <p>Click on the link below to view the presentation on primary and secondary sources:</p> <p>Primary and Secondary Sources</p>	<p>are <u>similar</u> and <u>different</u>.</p> <p>Learning Task:</p> <ol style="list-style-type: none"> 1. Login to the TCI app using ClassLink. 2. In the Waves unit, find Lesson 1: <i>What Are Some Examples of Waves?</i> 3. Go to TEXT WITH NOTES in the purple section (sidebar) 4. Read Section 3 <i>Sound Waves</i> 5. Respond to the questions and complete any activities at the bottom of that page. <p>Having trouble with the TCI app? Use this link to access the reading:</p> <p>Link to Readings</p> <p>What is the interactive notebook?</p>	<p>Essential Question: What did the pioneers bring on the trail?</p> <p>Click on the link below to decide what to bring on the trail.</p> <p>Pack Your Wagon</p>	<p>are <u>similar</u> and <u>different</u>.</p> <p>Learning Task:</p> <ol style="list-style-type: none"> 1. Login to the TCI app using ClassLink. 2. In the Waves unit, find Lesson 1: <i>What Are Some Examples of Waves?</i> 3. Go to TEXT WITH NOTES in the purple section (sidebar) 4. Read Section 4 <i>How Waves Are Similar and Different</i> 5. Respond to the questions and complete any activities at the bottom of that page. <p>Having trouble with the TCI app? Use this link to access the reading:</p> <p>Link to Readings</p>	<p>Essential Question: What landforms and historic spots were passed?</p> <p>Click on the link below to view the map and listen to questions:</p> <p>Oregon Trail Map</p>
<p>Science/Social Studies Extension Activities:</p>	<p>Optional</p> <p>Pretend you are a pioneer traveling on the Oregon Trail.</p> <p>Select one of the following:</p> <ol style="list-style-type: none"> 1. Write a short journal entry sharing some of your adventures. 2. Record a short response on Seesaw sharing some of your adventures you may want to draw a picture as well. 	<p>Optional</p> <p>Watch the Brainpop movie on Waves and then play the video game Wave Combinator</p> <p>Tips for Using Brainpop</p>	<p>Optional</p> <p>Draw a picture of the 5 most important supplies you would bring.</p>	<p>Optional</p> <p>Read some of the related Brainpop information of Waves and then play the video game Wave on a String.</p> <p>Take the Review Quiz to check how well you're understanding the topic</p>	<p>Optional</p> <p>Pick one stop along the trail and describe it further.</p> <p>Select one of the following:</p> <ol style="list-style-type: none"> 1. Write a description of your stop and experience in a paragraph. 2. Record a short response on Seesaw sharing and describing more about your stop.

<p>Daily Move Challenge From PE</p>	<p>Outdoor Option: Create an obstacle course out of sidewalk chalk. Try to incorporate different pathways, an agility ladder, places for jumping, balancing and more!</p> <p>Indoor Option: Pretend you're dancing on the moon with opportunities to balance on one foot with this video.</p>	<p>Outdoor Option: Take a nature walk and notice different types of birds</p> <p>Indoor Option: Play freeze dance! Play your favorite music and when it pauses, freeze until the music starts up again. Work on balance by placing a book on your head before the music is played. As the music starts, dance and balance the book without letting it fall on the ground.</p>	<p>Outdoor Option: Partner throw! Grab a partner and a ball and stand on a spot across from each other. If you catch the ball, take one step back. How far back can you get with your partner? Reminder: Make your throw look like a rainbow.</p> <p>Indoor Option: Indoor recess!</p>	<p>Outdoor Option: In step kicks! Practice kicking a ball using your instep kick (soccer kicks). Count how many times you can send the ball in the direction you want it to go.</p> <p>Indoor Option: Choose a workout from the website Sworakit Kids.</p>	<p>Outdoor Option: Obstacle Broom Hockey! Set up an obstacle course of cones, toys or other objects. Use a broom to get a ball from one side of the obstacle course to a goal at the other side of the course.</p> <p>Indoor Option: Go on a Yoga Bear Hunt!</p>
<p>Specialists</p> <p>Estimated Daily Time: 15 Minutes</p>	<p>MUSIC <u>Latin American Music</u></p> <p>Please listen to the song, "La Maraca" and select an activity from the choices below.</p> <p>Music Activity Choices and Extensions</p> <p>MISD K-5 Music Sites Looking for more music activities? Check your school's music website for more options!</p> <p>Island Park Music Lakeridge Music Northwood Music West Mercer Music</p>	<p>SPANISH <u>Tortilla Española</u></p> <p>Watch the video of Sr. Mateo preparing a popular dish from Spain.</p> <p>Complete the Tortilla Española Activity*</p> <p>BONUS: If you would like to share your work with your Spanish teacher, please take a picture of your completed worksheet and upload the work as a response to the Tortilla Española video posted in SeeSaw this week.</p>	<p>ART <u>Line, Shape & Space</u></p> <p>Everyday Object Doodle</p> <ol style="list-style-type: none"> 1. Look around your home for different small objects. 2. Brainstorm how an object can be a small part of a larger person/place/thing. 3. Sketch your picture around your object, transforming it into your "Found Object Doodle!" <p>Examples</p> <p>Bonus! Video Greetings from: Ms. Richardson Ms. Tran</p> <p>Looking for more Art activities? Check out...</p> <p>Ms. Richardson's WEBSITE Ms. Tran's WEBSITE</p>	<p>LIBRARY <u>Flora & Ulysses</u></p> <p>Read Aloud: Flora & Ulysses by Kate Dicamillo (25 mins. Chapters 1-8)</p> <p>Here is a document explaining how to access the King County Library System's (KCLS) website and checkout ebooks and audiobooks on Overdrive.</p>	<p>PE <u>Cardio-Respiratory Endurance</u></p> <p>Get your heart and lungs will be pumping!</p> <p>3rd-5th Tabata Challenge</p> <p>This high intensity activity works best with a timer or clock. Oh, and of course, your hard work and energy!</p>

NEED MORE LEARNING RESOURCES?