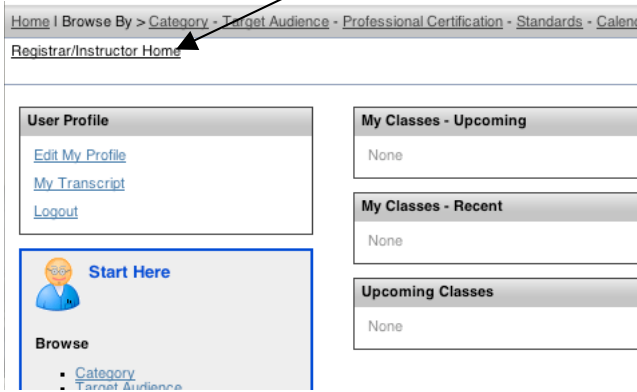


Adding Students

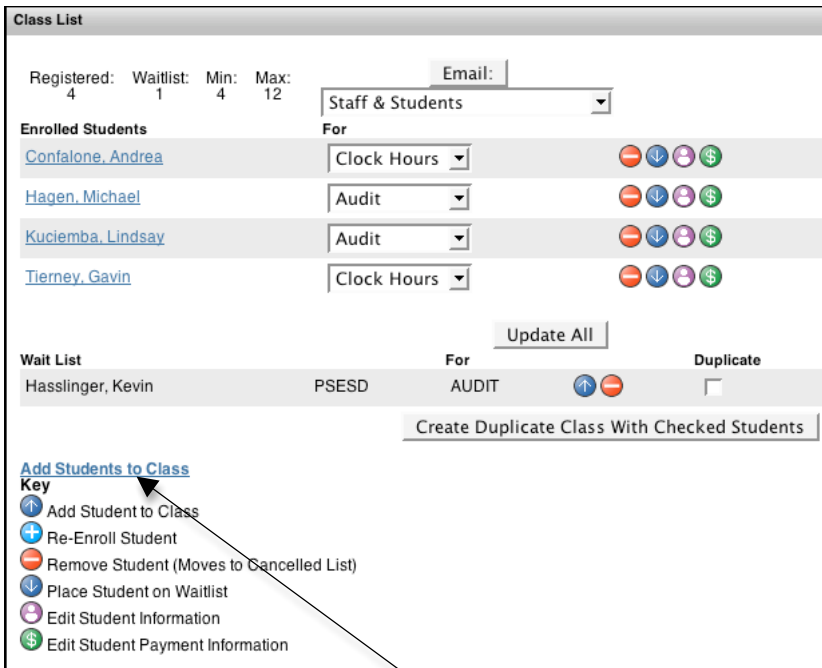
Login to: <http://staffdev.misd.k12.wa.us>

Select Registrar/Instructor Home



Find your course and select Edit Course.

Check Classlist tab to determine who has signed up



To add students, select the Add Students to Class link

Then Search for Student

Add A Student

[Batch Add](#)

Student ID# [Register Now](#)

[Search for Student](#)

[New Student](#)

Put in information (first name, last name, etc) to find the employee and select Search

User Information

First Name Last Name

Email

Address Information

Street

City State Zipcode

Business Information

Mercer Island Employees Only Staff Development Staff Only

Organization/Site Grade Level

[Search](#)

Select Register Now for the appropriate person

Records 1 to 7 of 7

Name	Email	Phone	
Jennifer Biron	Jennifer_Biron@misd.wednet.edu		Edit Information Login As Register Now
Jennifer Chapman	Jennifer_Chapman@misd.wednet.edu		Edit Information Login As Register Now

For Clock Hour classes, you have to select the boxes that apply. For many courses, number 2 applies.

Please Enter Some Information Below

Taking for:


- Credits
- Clock Hours
- Audit

Please check the box(es) below that applies. Credits earned after September 1, 1995, must meet criteria established by the Legislature (RCW 28A.415.023) before they can be used for placement on LEAP salary allocation documents. At the time credits are recognized by the school district, the content of the course must meet at least one of the following:

- 1. It is consistent with a school-based plan for mastery of student learning goals as referenced in RCW 28A.655.110, the annual school performance report, for the school in which the individual is assigned.
- 2. It pertains to the individual's current assignment or expected assignment for the following school year.
- 3. It is necessary for obtaining an endorsement as prescribed by the Washington Professional Educator Standards Board.
- 4. It is specifically required for obtaining advanced levels of certification.
- 5. It is included in a college or university degree program that pertains to the individual's current assignment or potential future assignment as a certificated instructional staff.
- 6. It addresses research-based assessment and instructional strategies for students with dyslexia, dysgraphia, and language disabilities when addressing learning goal one under RCW28A.150.210, as applicable and appropriate for individual certificated instructional staff.

Pay with: Free Class

Files:

 [clock hours Feb 9 makeup.doc](#) (2/8/2009)

Register Now

Select Register Now.